




ACTION:
Open on a bottle of Hibiclens superimposed over a white tile background. A shower stream of water rains behind the bottle. The title "Showering with Hibiclens® Before Surgery" fades in with voiceover

SFX: Sound of shower spray

VOICEOVER:
In this video, we'll review how to shower with Hibiclens before your surgery.



ACTION:
Slow push in on the Hibiclens bottle. SFX continues.

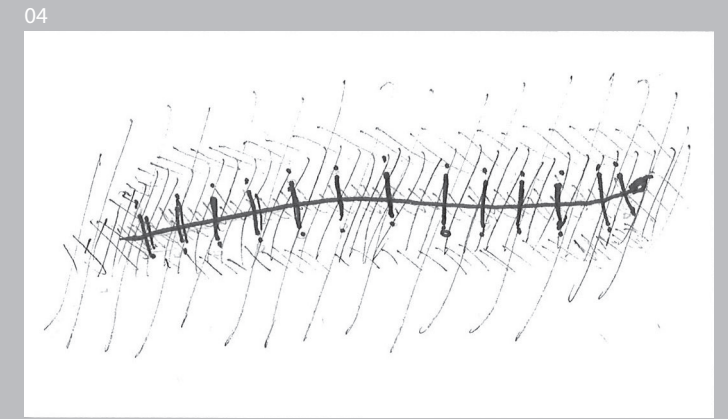
VOICEOVER:
Your clinician has told you to shower with Hibiclens before your surgery. You will shower with Hibiclens as often as your clinicians says. Hibiclens is a strong antiseptic wash.

<SFX fades>



ACTION:
Cut to closeup of closed incision. Germs are swimming around on the surface of the skin. The germs swim into the incision.

VOICEOVER:
Washing with Hibiclens reduces the chance of getting a surgical site infection, also known as an SSI.



ACTION:
As the germs swim into the incision it becomes progressively more red until it throbs with redness.

VOICEOVER:
If germs enter your body during surgery, you can develop a serious infection where the surgery took place.




ACTION:
Cut to closeup of skin swarming with germs. A bottle of Hibiclens enters and dispenses foam on the germs which fade away on contact.

VOICEOVER:
Hibiclens contains a fast-acting antiseptic, chlorhexidine gluconate (CHG), which begins killing most germs on contact.




ACTION:
Cut to closeup of two hands, one holding a washcloth, the other a bottle of Hibiclens. A dollop of Hibiclens is dispensed onto the washcloth.

VOICEOVER:
Hibiclens is as easy to use as any liquid soap, and can be applied directly to the skin or clean washcloth.



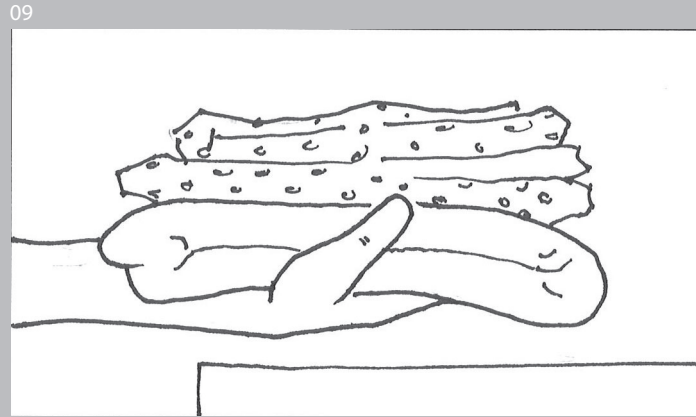
ACTION:
Cut to long shot of a bathroom. The patient is in the shower stall. Out the window we can see the moon and a dark night sky. We zoom in quickly on night scene in the window...

VOICEOVER:
Usually, patients are asked to shower twice with Hibiclens, the night before your surgery...



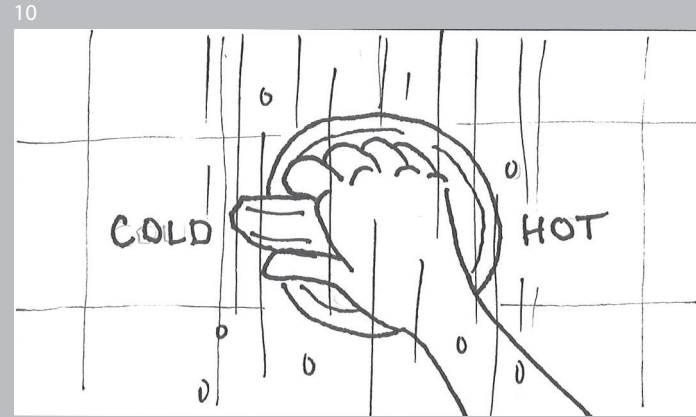
ACTION:
... which morphs into daylight and then zoom out to the patient who is in a morning shower.

VOICEOVER:
...and in the morning before going to the hospital. However, you may be asked to shower more often depending on your type of surgery.



ACTION:
Cut to closeup of hands placing folded pajamas and a fresh towel on the cabinet surface.


VOICEOVER:
Begin by getting a clean towel and pajamas or clothes and bring to the bathroom.



ACTION:
Cut to closeup of a hand reaching for the shower knob and twisting it to mid-way between COLD and HOT.

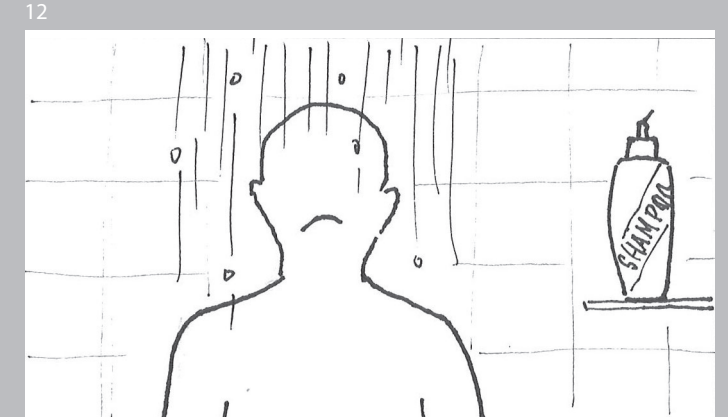
VOICEOVER:
Step into the shower and adjust the water to a comfortable, warm temperature.

SFX: Shower stream



ACTION:
Cut to chest-up shot of the patient washing hair and face. SFX of streaming shower continues.

VOICEOVER:
If you want to wash your hair, use your regular shampoo. Rinse your hair and body thoroughly to remove any shampoo.




ACTION:
After face is washed the patient leans head back in the water stream to rinse the soap away SFX of streaming shower continues.

VOICEOVER:
Wash your face with your regular soap or just water, then thoroughly rinse both the shampoo and face soap off your entire body.



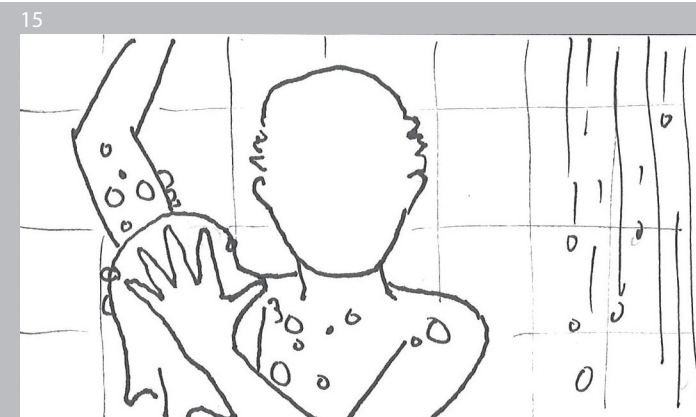
ACTION:
Cut to closeup of Hibiclens being squirted into a washcloth. SFX of streaming shower continues, only the volume dips to suggest distance from the stream

VOICEOVER:
Move away from the shower stream or turn the shower off and pump Hibiclens directly on your skin or a clean, wet washcloth.




ACTION:
Cut to chest-up shot of the patient washing neck with washcloth. The shower stream is clearly off to the side. Distant shower stream SFX continues.

VOICEOVER:
Wash your whole body with Hibiclens, beginning with the chin and working down.



ACTION:
The patient continues to scrub under arms - Hibiclens bubbles all around. Distant shower stream SFX continues.

VOICEOVER:
Stay out of the shower stream until you finish washing your entire body.



ACTION:
Slowly zoom in on the patient's face, free from Hibiclens soap. Distant shower stream SFX continues.

VOICEOVER:
CBe careful not to get Hibiclens in your eyes, ears or mouth.

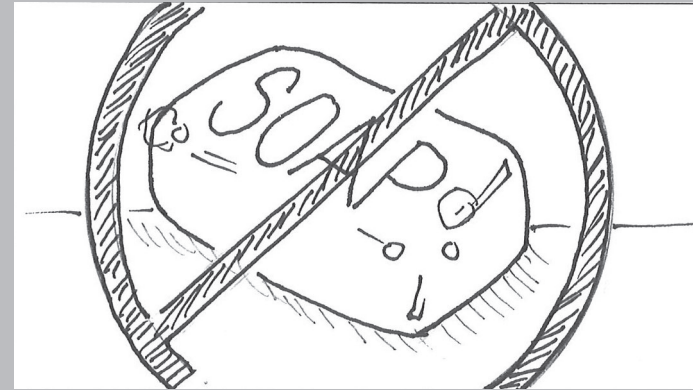
17



ACTION:
Cut to chest up of the patient rinsing off Hibiclens under the shower stream. Shower Stream SFX becomes louder as the patient rinses. Then SFX fades out.

VOICEOVER:
After you finish washing, step back into the water stream or turn the water back on and rinse thoroughly with the warm water.

18



ACTION:
Cut to extreme closeup of a typical bar of soap. After 1 second the "NO" symbol overlays the soap. A bubble on the soap pops before cutting to the next sequence.

VOICEOVER:
So that Hibiclens can keep protecting your skin from germs, don't use your regular soap afterwards

SFX: Bubble popping sound

19



ACTION:
Cut to medium shot of the patient outside of the shower toweleling off.

VOICEOVER:
Dry off with the clean towel...


20



ACTION:
Dissolve from action of the patient drying off dissolving to fully dressed in pajamas.

VOICEOVER:
... and put on your clean pajamas or clothes.


21



ACTION:
Cut to closeup of a can of deodorant, a perfume bottle, and a tube of lotion appearing in order with the voiceover. Once the last item appears the "NO" symbol overlays the grouping.

VOICEOVER:
Do not apply cologne, body sprays, lotions, perfume or deodorants anywhere on your body.

22



ACTION:
The grouping quickly shrinks into the background and the Rx instruction sheet lays down along with a Hibiclens bottle. We slowly zoom in on the bottle to feature the back label.

VOICEOVER:
Follow your healthcare provider's directions for using Hibiclens and see the drug facts on the Hibiclens label for full product information.

23



ACTION:
Cut to an isolated bottle of Hibiclens on the tile floor of the shower. The brand text appears and then the words "Easy, Safe, Protection".

VOICEOVER:
Using Hibiclens before surgery is easy, safe and a great way to protect yourself from potential infections.

<fade to black>

24



ACTION:
Fade to Hibiclens and Mölnlyck logos

LEGAL COPY ON SCREEN:
The Mölnlycke and Hibiclens trademarks, names and logo types are registered globally to one or more of the Mölnlycke Health Care Group of Companies. Distributed by Mölnlycke Health Care US © 2021 Mölnlycke Health Care AB. All rights reserved. MHC-2021-79520

<fade to black>